




















































Country Code	Flag	Country (Blue=Link to source)		2010 01	02	03	04	05	06	07	08	YTD	YT	2011 01	02	03	04	05	06	07	08	YTD	Estim. YT
				<b>1338</b>	<b>1190</b>	<b>2223</b>	<b>1440</b>	<b>1471</b>	<b>2457</b>	<b>2143</b>	<b>1375</b>	<b>13754</b>	<b>27592</b>	<b>2605</b>	<b>2146</b>	<b>4784</b>	<b>2730</b>	<b>1663</b>	<b>1304</b>	<b>1018</b>	<b>706</b>	<b>16964</b>	<b>30705</b>
S		Sweden	1/9	207	525	388	528	701	838	801	528	<b>4516</b>	<b>8647</b>	471	707	888	560	290	221	100	63	<b>3300</b>	<b>6000</b>
GB		UK	6/9	128	84	1158	243	200	704	356	92	<b>2965</b>	<b>5850</b>	452	160	1766	489	377	265	173	92	<b>3774</b>	<b>6000</b>
USA		USA	2/8	511	97	133	215	174	216	471	290	<b>2107</b>	<b>5445</b>	658	456	830	696	385	323	384	363	<b>4095</b>	<b>8000</b>
AUS		Australia	Alt. 3/8	1	0	0	0	0	0	0	0	<b>1</b>	<b>24</b>	0	0	24	17	24	19	14		<b>98</b>	<b>150</b>
A		Austria	1/9	0	4	6	4	4	9	8	13	<b>48</b>	<b>102</b>	29	29	24	19	16	16	19	5	<b>157</b>	<b>300</b>
B		Belgium	Alt. 2/9	115	64	48	79	85	108	110	114	<b>723</b>	<b>1090</b>	168	86	199	173	65	39	28	21	<b>779</b>	<b>1500</b>
BR		Brasil	Alt.	0	0	0	0	0	0	0	0	<b>0</b>		0	0	0	0	0	0	0		<b>0</b>	
BG		Bulgaria											<b>12</b>	0	0	4	0	0	0	0		<b>4</b>	<b>10</b>
CDN		Canada	3/8	0	0	0	0	0	0	0	0	<b>0</b>	<b>2</b>	11	2	7	21	20	27	20	24	<b>132</b>	<b>150</b>
RCH		Chile																				<b>0</b>	
CN		China																				<b>0</b>	
HR		Croatia	7/9	10	3	7	1	3	5	5	1	<b>35</b>	<b>44</b>	1	2	3	3	1	2	1	0	<b>13</b>	<b>50</b>
CY		Cyprus	14/9									<b>17</b>	<b>18</b>	0	2	1	1	5	0	2		<b>11</b>	<b>10</b>
CZ		Czech republic	3/8	3	3	4	5	3	1	2	2	<b>23</b>	<b>38</b>	2	2	2	4	3	3	4		<b>20</b>	<b>50</b>
DK		Denmark	18/8	5	18	8	14	16	14	10		<b>85</b>	<b>363</b>	8	16	43	46	9	21	20		<b>163</b>	<b>500</b>
EST		Estonia	Alt. 2/9	0	2	0	1	0	0	2	1	<b>6</b>	<b>21</b>	3	1	7	2	0	0	1	0	<b>14</b>	<b>40</b>
FIN		Finland	Alt. 1/9	25	6	14	4	4	8	5	11	<b>77</b>	<b>199</b>	53	44	69	38	18	16	10	10	<b>258</b>	<b>600</b>
F		France	5/9	28	56	62	19	23	55	27	33	<b>303</b>	<b>578</b>	53	47	80	46	27	38	43	13	<b>347</b>	<b>700</b>
D		Germany		40	51	61	60	52	84	70		<b>418</b>	<b>798</b>	78	59	116	67	65	27	20		<b>432</b>	<b>700</b>
GR		Greece		39	17	27	20	16	35	14	5	<b>173</b>	<b>232</b>	30	16	18	12	24	17	12	5	<b>134</b>	<b>200</b>
HK		Hong Kong	8/9	1	0	0	0	0	0	0	0	<b>1</b>	<b>1</b>	0	0	0	3	4	0	1	0	<b>8</b>	<b>20</b>
H		Hungary	5/9	10	21	4	16	5	17	14	17	<b>104</b>	<b>141</b>	11	18	18	10	11	18	1	6	<b>93</b>	<b>180</b>
IS		Iceland										<b>0</b>										<b>0</b>	
IND		India										<b>0</b>										<b>0</b>	
		<b>Indonesia</b>																					
IRL		Ireland	2/9	6	10	6	6	4	9	9	9	<b>59</b>	<b>85</b>	25	37	30	15	11	9	4	4	<b>135</b>	<b>300</b>
IL		Israel		0	0	0	0	0	0	0	0	<b>0</b>	<b>0</b>	0	0	0	0	0	0			<b>0</b>	
I		Italy	2/9	39	66	47	44	31	86	25	28	<b>366</b>	<b>637</b>	122	136	148	131	81	79	60	30	<b>787</b>	<b>1200</b>
J		Japan	4/8	1	8	20	10	1	0	0	0	<b>40</b>	<b>63</b>	6	3	10	4	6	7	2	4	<b>42</b>	<b>50</b>
KR		Korea rep.	4/8	0	0	0	0	0	0	0	0	<b>0</b>	<b>0</b>	0	0	0	0	0	0	0	0	<b>0</b>	<b>0</b>
LV		Latvia	Alt. 8/8	0	0	0	0	1	0	0	0	<b>1</b>	<b>4</b>	3	1	1	1	1	0	0		<b>7</b>	<b>10</b>
FL		Liechtenstein	4/7	0	1	0	0	0	1	1		<b>3</b>	<b>5</b>	0	0	0	0	0	0	0		<b>0</b>	<b>5</b>
LT		Lithuania										<b>0</b>										<b>8</b>	
L		Luxembourg	8/8			7			8	3		<b>32</b>	<b>56</b>	4	8	18	15	8	0	2		<b>55</b>	<b>100</b>
M		Malta																				<b>0</b>	
MEX		Mexico																				<b>0</b>	
NL		Netherlands	Alt. 2/9	66	34	47	39	15	40	55	56	<b>352</b>	<b>530</b>	214	78	105	76	36	34	12	5	<b>560</b>	<b>800</b>
NZ		New Zealand																					
N		Norway	2/9	20	23	14	17	14	19	34	33	<b>174</b>	<b>390</b>	34	58	76	54	24	19	7	10	<b>282</b>	<b>600</b>
PL		Poland	5/9	10	15	27	2	2	12	9	22	<b>99</b>	<b>164</b>	15	22	44	29	26	5	8	8	<b>157</b>	<b>300</b>
P		Portugal	2/9	3	4	1	6	0	4	1	0	<b>19</b>	<b>31</b>	24	6	28	22	8	2	7	5	<b>102</b>	<b>150</b>
RO		Romania	15/8	6	3	2	1	1	1	3		<b>17</b>	<b>28</b>	0	0	4	4	1	1	1		<b>11</b>	<b>30</b>
RUS		Russia											<b>197</b>									<b>0</b>	<b>300</b>
RS		Serbia	15/8	3	1	1	2	0	0	0	1	<b>8</b>	<b>14</b>	0	2	2	3	1	0	0		<b>8</b>	<b>20</b>
SGP		Singapore	12/8			0			0			<b>7</b>	<b>13</b>	12	3	6	3	7	4	0		<b>35</b>	<b>100</b>
SK		Slovakia	18/8	4	0	3	1	1	1	0		<b>10</b>	<b>18</b>	0	1	4	4	3	0	1		<b>13</b>	<b>30</b>
SI		Slovenia	Alt. 1/9	0	1	1	1	0	2	3	1	<b>9</b>	<b>12</b>	1	3	1	3	2	0	0	1	<b>11</b>	<b>50</b>
ZA		South Africa																				<b>0</b>	
E		Spain	2/9	35	47	80	54	48	64	25	38	<b>391</b>	<b>724</b>	43	74	70	69	41	38	31	16	<b>382</b>	<b>500</b>
CH		Switzerland	9/9	22	26	47	21	44	76	46	53	<b>335</b>	<b>626</b>	35	53	85	36	21	19	11	10	<b>270</b>	<b>500</b>
TW		Taiwan				27		23	40	34	27	<b>230</b>	<b>390</b>	39	14	53	54	42	35	19	11	<b>267</b>	<b>500</b>
TR		Turkey																					

YTD = Year Total to Date  
 YT = Year Total  
 Estim. YT = Estimated Year Total  
[www.bmsg.se/saab\\_sales.pdf](http://www.bmsg.se/saab_sales.pdf)